



- Underwriters Laboratories, Inc.
 - Listed Component 1310 Class 2
 - Additional load currents available
 - UL File No. E140898
 - 120VAC 60Hz Input

- Canadian Approval on all models listed
- CSA Certification on many models listed
- 6 foot output cord
- See "Options" page for plugs & dimensions
- Production facilities ISO9002 Certified



AC/AC Wall Mount Adapters

Model	Output	Model	Output	Model	Output	Model	Output
2.3VAC Output		35A-3.6-750	3.6VAC 750mA	41A-4.5-1050	4.5VAC 1050mA	41A-5-650	5VAC 650mA
41A-2.3-3000	2.3VAC 3000mA	35A-3.6-800	3.6VAC 800mA	41A-4.5-1100	4.5VAC 1100mA	35A-5-700	5VAC 700mA
3VAC Output		35A-3.6-850	3.6VAC 850mA	41A-4.5-1150	4.5VAC 1150mA	41A-5-700	5VAC 700mA
35A-3-50	3VAC 50mA	35A-3.6-900	3.6VAC 900mA	41A-4.5-1200	4.5VAC 1200mA	41A-5-750	5VAC 750mA
35A-3-100	3VAC 100mA	4VAC Output		41A-4.5-1250	4.5VAC 1250mA	41A-5-800	5VAC 800mA
35A-3-150	3VAC 150mA	48A-4-900	4VAC 900mA	41A-4.5-1300	4.5VAC 1300mA	41A-5-850	5VAC 850mA
35A-3-200	3VAC 200mA	48A-4-950	4VAC 950mA	41A-4.5-1350	4.5VAC 1350mA	41A-5-900	5VAC 900mA
35A-3-250	3VAC 250mA	48A-4-1000	4VAC 1000mA	41A-4.5-1400	4.5VAC 1400mA	41A-5-950	5VAC 950mA
35A-3-300	3VAC 300mA	4.5VAC Output		41A-4.5-1450	4.5VAC 1450mA	41A-5-1000	5VAC 1000mA
35A-3-350	3VAC 350mA	35A-4.5-50	4.5VAC 50mA	41A-4.5-1500	4.5VAC 1500mA	41A-5-1050	5VAC 1050mA
35A-3-400	3VAC 400mA	35A-4.5-100	4.5VAC 100mA	41A-4.5-1550	4.5VAC 1550mA	41A-5-1100	5VAC 1100mA
35A-3-450	3VAC 450mA	35A-4.5-150	4.5VAC 150mA	41A-4.5-1600	4.5VAC 1600mA	41A-5-1150	5VAC 1150mA
35A-3-500	3VAC 500mA	35A-4.5-200	4.5VAC 200mA	5VAC Output		41A-5-1200	5VAC 1200mA
35A-3-550	3VAC 550mA	35A-4.5-250	4.5VAC 250mA	35A-5-50	5VAC 50mA	41A-5-1250	5VAC 1250mA
35A-3-600	3VAC 600mA	35A-4.5-300	4.5VAC 300mA	35A-5-100	5VAC 100mA	41A-5-1300	5VAC 1300mA
35A-3-650	3VAC 650mA	35A-4.5-350	4.5VAC 350mA	41A-5-100	5VAC 100mA	41A-5-1350	5VAC 1350mA
35A-3-700	3VAC 700mA	35A-4.5-400	4.5VAC 400mA	35A-5-150	5VAC 150mA	41A-5-1400	5VAC 1400mA
35A-3-750	3VAC 750mA	35A-4.5-450	4.5VAC 450mA	41A-5-150	5VAC 150mA	41A-5-1450	5VAC 1450mA
35A-3-800	3VAC 800mA	35A-4.5-500	4.5VAC 500mA	35A-5-200	5VAC 200mA	41A-5-1500	5VAC 1500mA
35A-3-850	3VAC 850mA	41A-4.5-500	4.5VAC 500mA	41A-5-200	5VAC 200mA	6VAC Output	
35A-3-900	3VAC 900mA	35A-4.5-550	4.5VAC 550mA	35A-5-250	5VAC 250mA	35A-6-50	6VAC 50mA
3.6VAC Output		41A-4.5-550	4.5VAC 550mA	41A-5-250	5VAC 250mA	35A-6-100	6VAC 100mA
35A-3.6-50	3.6VAC 50mA	35A-4.5-600	4.5VAC 600mA	35A-5-300	5VAC 300mA	41A-6-100	6VAC 100mA
35A-3.6-100	3.6VAC 100mA	41A-4.5-600	4.5VAC 600mA	41A-5-300	5VAC 300mA	35A-6-150	6VAC 150mA
35A-3.6-150	3.6VAC 150mA	35A-4.5-650	4.5VAC 650mA	35A-5-350	5VAC 350mA	41A-6-150	6VAC 150mA
35A-3.6-200	3.6VAC 200mA	35A-4.5-700	4.5VAC 700mA	41A-5-350	5VAC 350mA	35A-6-200	6VAC 200mA
35A-3.6-250	3.6VAC 250mA	41A-4.5-700	4.5VAC 700mA	35A-5-400	5VAC 400mA	41A-6-200	6VAC 200mA
35A-3.6-300	3.6VAC 300mA	35A-4.5-750	4.5VAC 750mA	41A-5-400	5VAC 400mA	35A-6-250	6VAC 250mA
35A-3.6-350	3.6VAC 350mA	41A-4.5-750	4.5VAC 750mA	35A-5-450	5VAC 450mA	41A-6-250	6VAC 250mA
35A-3.6-400	3.6VAC 400mA	35A-4.5-800	4.5VAC 800mA	41A-5-450	5VAC 450mA	35A-6-300	6VAC 300mA
35A-3.6-450	3.6VAC 450mA	41A-4.5-800	4.5VAC 800mA	35A-5-500	5VAC 500mA	41A-6-300	6VAC 300mA
35A-3.6-500	3.6VAC 500mA	35A-4.5-850	4.5VAC 850mA	41A-5-500	5VAC 500mA	35A-6-350	6VAC 350mA
35A-3.6-550	3.6VAC 550mA	41A-4.5-850	4.5VAC 850mA	35A-5-550	5VAC 550mA	41A-6-350	6VAC 350mA
35A-3.6-600	3.6VAC 600mA	35A-4.5-900	4.5VAC 900mA	41A-5-550	5VAC 550mA	35A-6-400	6VAC 400mA
35A-3.6-650	3.6VAC 650mA	41A-4.5-900	4.5VAC 900mA	35A-5-600	5VAC 600mA	41A-6-400	6VAC 400mA
35A-3.6-700	3.6VAC 700mA	35A-4.5-950	4.5VAC 950mA	41A-5-600	5VAC 600mA	35A-6-450	6VAC 450mA
		41A-4.5-1000	4.5VAC 1000mA	35A-5-650	5VAC 650mA		

continued on next page...

Adapter Advantages:

- Internal power supply eliminated
 - Reduces heat within product
 - Allows smaller product size and weight
 - Reduces design time
 - Simplifies safety approvals
 - UL, CSA, TUV, CE, IEC, SAA, and BSI
 - Worldwide uniformity of end product
 - Increases portability
 - Provides a tamper-proof power source
 - Easier maintenance of power source

Enterprise Adapter Features:

- Over 4000 Safety Agency approved models
- Many termination options available
 - Output plugs
 - Stripped and tinned leads
 - Screw terminals
- Custom designed labels
- Desk-top power supplies available
- Custom engineering to OEM specifications
- Ground plugs available
- In-house injection molding



- Underwriters Laboratories, Inc.
 - Listed Component 1310 Class 2
 - Additional load currents available
 - UL File No. E140898
 - 120VAC 60Hz Input



- Canadian Approval on all models listed
- CSA Certification on many models listed
- 6 foot output cord
- See "Options" page for plugs & dimensions
- Production facilities ISO9002 Certified

AC/AC Wall Mount Adapters (continued)

Model	Output	Model	Output	Model	Output	Model	Output
41A-10-700	10VAC 700mA	41A-12-700	12VAC 700mA	15VAC Output		48A-16-850	16VAC 850mA
48A-10-700	10VAC 700mA	48A-12-700	12VAC 700mA	35A-15-50	15VAC 50mA	48A-16-900	16VAC 900mA
41A-10-750	10VAC 750mA	41A-12-750	12VAC 750mA	35A-15-100	15VAC 100mA	48A-16-950	16VAC 950mA
48A-10-750	10VAC 750mA	48A-12-750	12VAC 750mA	35A-15-150	15VAC 150mA	48A-16-1000	16VAC 1000mA
41A-10-800	10VAC 800mA	41A-12-800	12VAC 800mA	41A-15-150	15VAC 150mA	48A-16-1050	16VAC 1050mA
48A-10-800	10VAC 800mA	48A-12-800	12VAC 800mA	35A-15-200	15VAC 200mA	48A-16-1100	16VAC 1100mA
41A-10-850	10VAC 850mA	41A-12-850	12VAC 850mA	41A-15-200	15VAC 200mA	18VAC Output	
48A-10-850	10VAC 850mA	48A-12-850	12VAC 850mA	35A-15-250	15VAC 250mA	35A-18-50	18VAC 50mA
41A-10-900	10VAC 900mA	41A-12-900	12VAC 900mA	41A-15-250	15VAC 250mA	35A-18-100	18VAC 100mA
48A-10-900	10VAC 900mA	48A-12-900	12VAC 900mA	35A-15-300	15VAC 300mA	35A-18-150	18VAC 150mA
41A-10-950	10VAC 950mA	48A-12-950	12VAC 950mA	41A-15-300	15VAC 300mA	41A-18-150	18VAC 150mA
48A-10-950	10VAC 950mA	48A-12-1000	12VAC 1000mA	48A-15-300	15VAC 300mA	35A-18-200	18VAC 200mA
41A-10-1000	10VAC 1000mA	48A-12-1050	12VAC 1050mA	35A-15-350	15VAC 350mA	41A-18-200	18VAC 200mA
48A-10-1000	10VAC 1000mA	48A-12-1100	12VAC 1100mA	41A-15-350	15VAC 350mA	35A-18-250	18VAC 250mA
41A-10-1050	10VAC 1050mA	48A-12-1150	12VAC 1150mA	48A-15-350	15VAC 350mA	41A-18-250	18VAC 250mA
48A-10-1050	10VAC 1050mA	48A-12-1200	12VAC 1200mA	35A-15-400	15VAC 400mA	48A-18-250	18VAC 250mA
41A-10-1100	10VAC 1100mA	48A-12-1250	12VAC 1250mA	41A-15-400	15VAC 400mA	35A-18-300	18VAC 300mA
48A-10-1100	10VAC 1100mA	48A-12-1300	12VAC 1300mA	48A-15-400	15VAC 400mA	41A-18-300	18VAC 300mA
48A-10-1150	10VAC 1150mA	48A-12-1350	12VAC 1350mA	41A-15-450	15VAC 450mA	48A-18-300	18VAC 300mA
48A-10-1200	10VAC 1200mA	48A-12-1400	12VAC 1400mA	48A-15-450	15VAC 450mA	35A-18-350	18VAC 350mA
48A-10-1250	10VAC 1250mA	48A-12-1450	12VAC 1450mA	41A-15-500	15VAC 500mA	41A-18-350	18VAC 350mA
48A-10-1300	10VAC 1300mA	48A-12-1500	12VAC 1500mA	48A-15-500	15VAC 500mA	48A-18-350	18VAC 350mA
48A-10-1350	10VAC 1350mA	14VAC Output		41A-15-550	15VAC 550mA	41A-18-400	18VAC 400mA
48A-10-1400	10VAC 1400mA	41A-14-150	14VAC 150mA	48A-15-550	15VAC 550mA	48A-18-400	18VAC 400mA
48A-10-1450	10VAC 1450mA	41A-14-200	14VAC 200mA	41A-15-600	15VAC 600mA	41A-18-450	18VAC 450mA
48A-10-1500	10VAC 1500mA	41A-14-250	14VAC 250mA	48A-15-600	15VAC 600mA	48A-18-450	18VAC 450mA
48A-10-1550	10VAC 1550mA	41A-14-300	14VAC 300mA	41A-15-650	15VAC 650mA	41A-18-500	18VAC 500mA
48A-10-1600	10VAC 1600mA	48A-14-300	14VAC 300mA	48A-15-650	15VAC 650mA	48A-18-500	18VAC 500mA
48A-10-1650	10VAC 1650mA	41A-14-350	14VAC 350mA	41A-15-700	15VAC 700mA	41A-18-550	18VAC 550mA
48A-10-1700	10VAC 1700mA	48A-14-350	14VAC 350mA	48A-15-700	15VAC 700mA	48A-18-550	18VAC 550mA
12VAC Output		41A-14-400	14VAC 400mA	41A-15-750	15VAC 750mA	41A-18-600	18VAC 600mA
35A-12-50	12VAC 50mA	48A-14-400	14VAC 400mA	48A-15-750	15VAC 750mA	48A-18-600	18VAC 600mA
35A-12-100	12VAC 100mA	41A-14-450	14VAC 450mA	48A-15-800	15VAC 800mA	48A-18-650	18VAC 650mA
35A-12-150	12VAC 150mA	48A-14-450	14VAC 450mA	48A-15-850	15VAC 850mA	48A-18-700	18VAC 700mA
35A-12-200	12VAC 200mA	41A-14-500	14VAC 500mA	48A-15-900	15VAC 900mA	48A-18-750	18VAC 750mA
41A-12-200	12VAC 200mA	48A-14-500	14VAC 500mA	48A-15-950	15VAC 950mA	48A-18-800	18VAC 800mA
35A-12-250	12VAC 250mA	41A-14-550	14VAC 550mA	48A-15-1000	15VAC 1000mA	48A-18-850	18VAC 850mA
41A-12-250	12VAC 250mA	48A-14-550	14VAC 550mA	48A-15-1050	15VAC 1050mA	48A-18-900	18VAC 900mA
35A-12-300	12VAC 300mA	41A-14-600	14VAC 600mA	48A-15-1100	15VAC 1100mA	48A-18-950	18VAC 950mA
41A-12-300	12VAC 300mA	48A-14-600	14VAC 600mA	48A-15-1150	15VAC 1150mA	48A-18-1000	18VAC 1000mA
35A-12-350	12VAC 350mA	41A-14-650	14VAC 650mA	48A-15-1200	15VAC 1200mA	21VAC Output	
41A-12-350	12VAC 350mA	48A-14-650	14VAC 650mA	16VAC Output		35A-21-50	21VAC 50mA
35A-12-400	12VAC 400mA	41A-14-700	14VAC 700mA	41A-16-250	16VAC 250mA	35A-21-100	21VAC 100mA
41A-12-400	12VAC 400mA	48A-14-700	14VAC 700mA	41A-16-300	16VAC 300mA	41A-21-100	21VAC 100mA
48A-12-400	12VAC 400mA	41A-14-750	14VAC 750mA	48A-16-300	16VAC 300mA	35A-21-150	21VAC 150mA
35A-12-450	12VAC 450mA	48A-14-750	14VAC 750mA	41A-16-350	16VAC 350mA	41A-21-150	21VAC 150mA
41A-12-450	12VAC 450mA	48A-14-800	14VAC 800mA	48A-16-350	16VAC 350mA	35A-21-200	21VAC 200mA
48A-12-450	12VAC 450mA	48A-14-850	14VAC 850mA	41A-16-375	16VAC 375mA	41A-21-200	21VAC 200mA
35A-12-500	12VAC 500mA	48A-14-900	14VAC 900mA	48A-16-400	16VAC 400mA	48A-21-200	21VAC 200mA
41A-12-500	12VAC 500mA	48A-14-950	14VAC 950mA	48A-16-450	16VAC 450mA	35A-21-250	21VAC 250mA
48A-12-500	12VAC 500mA	48A-14-1000	14VAC 1000mA	48A-16-500	16VAC 500mA	41A-21-250	21VAC 250mA
41A-12-550	12VAC 550mA	48A-14-1050	14VAC 1050mA	48A-16-550	16VAC 550mA	48A-21-250	21VAC 250mA
48A-12-550	12VAC 550mA	48A-14-1100	14VAC 1100mA	48A-16-600	16VAC 600mA	35A-21-300	21VAC 300mA
41A-12-600	12VAC 600mA	48A-14-1150	14VAC 1150mA	48A-16-650	16VAC 650mA	41A-21-300	21VAC 300mA
48A-12-600	12VAC 600mA	48A-14-1200	14VAC 1200mA	48A-16-700	16VAC 700mA	48A-21-300	21VAC 300mA
41A-12-650	12VAC 650mA			48A-16-750	16VAC 750mA	continued on next page...	
48A-12-650	12VAC 650mA			48A-16-800	16VAC 800mA		



- Underwriters Laboratories, Inc.
 - Listed Component 1310 Class 2
 - Additional load currents available
 - UL File No. E140898
 - 120VAC 60Hz Input

- Canadian Approval on all models listed
- CSA Certification on many models listed
- 6 foot output cord
- See "Options" page for plugs & dimensions
- Production facilities ISO9002 Certified



AC/AC Wall Mount Adapters (continued)

Model	Output	Model	Output	Model	Output	Model	Output
41A-21-350	21VAC 350mA	48A-21-650	21VAC 650mA	41A-24-150	24VAC 150mA	41A-24-400	24VAC 400mA
48A-21-350	21VAC 350mA	48A-21-700	21VAC 700mA	35A-24-200	24VAC 200mA	48A-24-400	24VAC 400mA
41A-21-400	21VAC 400mA	48A-21-750	21VAC 750mA	41A-24-200	24VAC 200mA	41A-24-450	24VAC 450mA
48A-21-400	21VAC 400mA	48A-21-800	21VAC 800mA	48A-24-200	24VAC 200mA	48A-24-450	24VAC 450mA
41A-21-450	21VAC 450mA	48A-21-850	21VAC 850mA	41A-24-250	24VAC 250mA	48A-24-500	24VAC 500mA
48A-21-450	21VAC 450mA			48A-24-250	24VAC 250mA	48A-24-550	24VAC 550mA
41A-21-500	21VAC 500mA	24VAC Output		41A-24-300	24VAC 300mA	48A-24-600	24VAC 600mA
48A-21-500	21VAC 500mA	35A-24-50	24VAC 50mA	48A-24-300	24VAC 300mA	48A-24-650	24VAC 650mA
48A-21-550	21VAC 550mA	35A-24-100	24VAC 100mA	41A-24-350	24VAC 350mA	48A-24-700	24VAC 700mA
48A-21-600	21VAC 600mA	41A-24-100	24VAC 100mA	48A-24-350	24VAC 350mA	48A-24-750	24VAC 750mA
		35A-24-150	24VAC 150mA				

AC/DC Wall Mount Adapters

Model	Output	Model	Output	Model	Output	Model	Output
3VDC Output		41-4-1500	4VDC 1500mA	41-5-650	5VDC 650mA	48-6-1250	6VDC 1250mA
35-3-50	3VDC 50mA	4.5VDC Output		41-5-700	5VDC 700mA	48-6-1300	6VDC 1300mA
35-3-100	3VDC 100mA	35-4.5-50	4.5VDC 50mA	41-5-750	5VDC 750mA	48-6-1350	6VDC 1350mA
35-3-150	3VDC 150mA	35-4.5-100	4.5VDC 100mA	41-5-800	5VDC 800mA	48-6-1400	6VDC 1400mA
35-3-200	3VDC 200mA	35-4.5-150	4.5VDC 150mA	41-5-850	5VDC 850mA		
35-3-250	3VDC 250mA	35-4.5-200	4.5VDC 200mA	41-5-900	5VDC 900mA	7VDC Output	
35-3-300	3VDC 300mA	35-4.5-250	4.5VDC 250mA	6VDC Output		41-7-350	7VDC 350mA
35-3-350	3VDC 350mA	35-4.5-300	4.5VDC 300mA	35-6-50	6VDC 50mA	41-7-400	7VDC 400mA
35-3-400	3VDC 400mA	35-4.5-350	4.5VDC 350mA	35-6-100	6VDC 100mA	41-7-450	7VDC 450mA
35-3-450	3VDC 450mA	35-4.5-400	4.5VDC 400mA	35-6-150	6VDC 150mA	41-7-500	7VDC 500mA
35-3-500	3VDC 500mA	35-4.5-450	4.5VDC 450mA	35-6-200	6VDC 200mA	41-7-550	7VDC 550mA
35-3-550	3VDC 550mA	35-4.5-500	4.5VDC 500mA	35-6-250	6VDC 250mA	41-7-600	7VDC 600mA
35-3-600	3VDC 600mA	41-4.5-500	4.5VDC 500mA	35-6-300	6VDC 300mA	41-7-650	7VDC 650mA
35-3-650	3VDC 650mA	35-4.5-550	4.5VDC 550mA	35-6-350	6VDC 350mA	41-7-700	7VDC 700mA
35-3-700	3VDC 700mA	41-4.5-550	4.5VDC 550mA	41-6-350	6VDC 350mA	41-7-750	7VDC 750mA
35-3-750	3VDC 750mA	35-4.5-600	4.5VDC 600mA	35-6-400	6VDC 400mA	41-7-800	7VDC 800mA
35-3-800	3VDC 800mA	41-4.5-600	4.5VDC 600mA	41-6-400	6VDC 400mA	48-7-800	7VDC 800mA
41-3-1000	3VDC 1000mA	41-4.5-650	4.5VDC 650mA	35-6-450	6VDC 450mA	48-7-850	7VDC 850mA
3.6VDC Output		41-4.5-700	4.5VDC 700mA	41-6-450	6VDC 450mA	48-7-900	7VDC 900mA
35-3.6-50	3.6VDC 50mA	41-4.5-750	4.5VDC 750mA	48-6-450	6VDC 450mA	48-7-950	7VDC 950mA
35-3.6-100	3.6VDC 100mA	41-4.5-800	4.5VDC 800mA	35-6-500	6VDC 500mA	48-7-1000	7VDC 1000mA
35-3.6-150	3.6VDC 150mA	41-4.5-850	4.5VDC 850mA	41-6-500	6VDC 500mA	48-7-1050	7VDC 1050mA
35-3.6-200	3.6VDC 200mA	41-4.5-900	4.5VDC 900mA	41-6-550	6VDC 550mA	48-7-1100	7VDC 1100mA
35-3.6-250	3.6VDC 250mA	41-4.5-950	4.5VDC 950mA	41-6-600	6VDC 600mA	48-7-1150	7VDC 1150mA
35-3.6-300	3.6VDC 300mA	41-4.5-1000	4.5VDC 1000mA	41-6-650	6VDC 650mA	48-7-1200	7VDC 1200mA
35-3.6-350	3.6VDC 350mA	5VDC Output		41-6-700	6VDC 700mA	48-7-1250	7VDC 1250mA
35-3.6-400	3.6VDC 400mA	35-5-50	5VDC 50mA	41-6-750	6VDC 750mA	48-7-1300	7VDC 1300mA
35-3.6-450	3.6VDC 450mA	35-5-100	5VDC 100mA	41-6-800	6VDC 800mA	7.5VDC Output	
35-3.6-500	3.6VDC 500mA	35-5-150	5VDC 150mA	48-6-800	6VDC 800mA	35-7.5-50	7.5VDC 50mA
35-3.6-550	3.6VDC 550mA	35-5-200	5VDC 200mA	41-6-850	6VDC 850mA	35-7.5-100	7.5VDC 100mA
35-3.6-600	3.6VDC 600mA	35-5-250	5VDC 250mA	48-6-850	6VDC 850mA	35-7.5-150	7.5VDC 150mA
35-3.6-650	3.6VDC 650mA	35-5-300	5VDC 300mA	41-6-900	6VDC 900mA	35-7.5-200	7.5VDC 200mA
35-3.6-700	3.6VDC 700mA	35-5-350	5VDC 350mA	48-6-900	6VDC 900mA	35-7.5-250	7.5VDC 250mA
4VDC Output		35-5-400	5VDC 400mA	48-6-950	6VDC 950mA	35-7.5-300	7.5VDC 300mA
48-4-900	4VDC 900mA	35-5-450	5VDC 450mA	48-6-1000	6VDC 1000mA	35-7.5-350	7.5VDC 350mA
48-4-950	4VDC 950mA	35-5-500	5VDC 500mA	48-6-1050	6VDC 1050mA	41-7.5-350	7.5VDC 350mA
41-4-1000	4VDC 1000mA	41-5-550	5VDC 550mA	48-6-1100	6VDC 1100mA	35-7.5-400	7.5VDC 400mA
48-4-1000	4VDC 1000mA	48-5-600	5VDC 600mA	48-6-1150	6VDC 1150mA	41-7.5-400	7.5VDC 400mA
				48-6-1200	6VDC 1200mA		

continued on next page...



- Underwriters Laboratories, Inc.
 - Listed Component 1310 Class 2
 - Additional load currents available
 - UL File No. E140898
 - 120VAC 60Hz Input

- Canadian Approval on all models listed
- CSA Certification on many models listed
- 6 foot output cord
- See "Options" page for plugs & dimensions
- Production facilities ISO9002 Certified



AC/DC Wall Mount Adapters (continued)

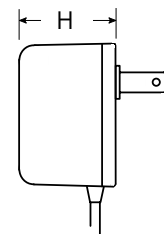
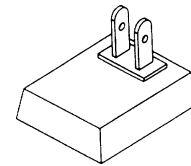
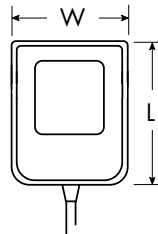
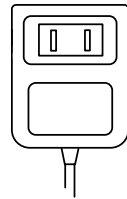
Model	Output	Model	Output	Model	Output	Model	Output
41-7.5-450	7.5VDC 450mA	48-9-1000	9VDC 1000mA	48-12-1000	12VDC 1000mA	35-18-150	18VDC 150mA
41-7.5-500	7.5VDC 500mA	48-9-1050	9VDC 1050mA	13.5VDC Output		41-18-150	18VDC 150mA
41-7.5-550	7.5VDC 550mA	48-9-1100	9VDC 1100mA	48-13.5-650	13.5VDC 650mA	41-18-200	18VDC 200mA
41-7.5-600	7.5VDC 600mA	48-9-1150	9VDC 1150mA	48-13.5-700	13.5VDC 700mA	41-18-250	18VDC 250mA
41-7.5-650	7.5VDC 650mA	48-9-1200	9VDC 1200mA	48-13.5-750	13.5VDC 750mA	48-18-250	18VDC 250mA
41-7.5-700	7.5VDC 700mA	10VDC Output		48-13.5-800	13.5VDC 800mA	41-18-300	18VDC 300mA
48-7.5-700	7.5VDC 700mA	41-10-250	10VDC 250mA	48-13.5-850	13.5VDC 850mA	48-18-300	18VDC 300mA
41-7.5-750	7.5VDC 750mA	41-10-300	10VDC 300mA	14VDC Output		41-18-350	18VDC 350mA
48-7.5-750	7.5VDC 750mA	41-10-350	10VDC 350mA	41-14-150	14VDC 150mA	48-18-350	18VDC 350mA
41-7.5-800	7.5VDC 800mA	41-10-400	10VDC 400mA	41-14-200	14VDC 200mA	48-18-400	18VDC 400mA
48-7.5-800	7.5VDC 800mA	41-10-450	10VDC 450mA	41-14-250	14VDC 250mA	48-18-450	18VDC 450mA
48-7.5-850	7.5VDC 850mA	48-10-450	10VDC 450mA	41-14-300	14VDC 300mA	48-18-500	18VDC 500mA
48-7.5-900	7.5VDC 900mA	41-10-500	10VDC 500mA	48-14-300	14VDC 300mA	48-18-550	18VDC 550mA
48-7.5-950	7.5VDC 950mA	48-10-500	10VDC 500mA	41-14-350	14VDC 350mA	48-18-600	18VDC 600mA
48-7.5-1000	7.5VDC 1000mA	41-10-550	10VDC 550mA	48-14-350	14VDC 350mA	48-18-650	18VDC 650mA
48-7.5-1050	7.5VDC 1050mA	48-10-550	10VDC 550mA	41-14-400	14VDC 400mA	48-18-700	18VDC 700mA
48-7.5-1100	7.5VDC 1100mA	48-10-600	10VDC 600mA	48-14-400	14VDC 400mA	20VDC Output	
48-7.5-1150	7.5VDC 1150mA	48-10-650	10VDC 650mA	41-14-450	14VDC 450mA	35-20-50	20VDC 50mA
48-7.5-1200	7.5VDC 1200mA	48-10-700	10VDC 700mA	48-14-450	14VDC 450mA	35-20-100	20VDC 100mA
48-7.5-1250	7.5VDC 1250mA	48-10-750	10VDC 750mA	48-14-500	14VDC 500mA	35-20-150	20VDC 150mA
48-7.5-1300	7.5VDC 1300mA	48-10-800	10VDC 800mA	48-14-550	14VDC 550mA	21VDC Output	
8VDC Output		48-10-850	10VDC 850mA	48-14-600	14VDC 600mA	35-21-50	21VDC 50mA
35-8-50	8VDC 50mA	48-10-900	10VDC 900mA	48-14-650	14VDC 650mA	35-21-100	21VDC 100mA
35-8-100	8VDC 100mA	48-10-950	10VDC 950mA	48-14-700	14VDC 700mA	41-21-100	21VDC 100mA
35-8-150	8VDC 150mA	48-10-1000	10VDC 1000mA	48-14-750	14VDC 750mA	35-21-150	21VDC 150mA
35-8-200	8VDC 200mA	48-10-1050	10VDC 1050mA	48-14-800	14VDC 800mA	41-21-150	21VDC 150mA
35-8-250	8VDC 250mA	48-10-1100	10VDC 1100mA	15VDC Output		41-21-200	21VDC 200mA
35-8-300	8VDC 300mA	12VDC Output		35-15-50	15VDC 50mA	48-21-200	21VDC 200mA
35-8-350	8VDC 350mA	35-12-50	12VDC 50mA	35-15-100	15VDC 100mA	41-21-250	21VDC 250mA
9VDC Output		35-12-100	12VDC 100mA	35-15-150	15VDC 150mA	48-21-250	21VDC 250mA
35-9-50	9VDC 50mA	35-12-150	12VDC 150mA	41-15-150	15VDC 150mA	41-21-300	21VDC 300mA
35-9-100	9VDC 100mA	35-12-200	12VDC 200mA	35-15-200	15VDC 200mA	48-21-300	21VDC 300mA
35-9-150	9VDC 150mA	41-12-200	12VDC 200mA	41-15-200	15VDC 200mA	48-21-350	21VDC 350mA
35-9-200	9VDC 200mA	35-12-250	12VDC 250mA	41-15-250	15VDC 250mA	48-21-400	21VDC 400mA
35-9-250	9VDC 250mA	41-12-250	12VDC 250mA	41-15-300	15VDC 300mA	48-21-450	21VDC 450mA
41-9-250	9VDC 250mA	41-12-300	12VDC 300mA	48-15-300	15VDC 300mA	48-21-500	21VDC 500mA
35-9-300	9VDC 300mA	41-12-350	12VDC 350mA	41-15-350	15VDC 350mA	48-21-550	21VDC 550mA
41-9-300	9VDC 300mA	41-12-400	12VDC 400mA	48-15-350	15VDC 350mA	48-21-600	21VDC 600mA
35-9-350	9VDC 350mA	48-12-400	12VDC 400mA	41-15-400	15VDC 400mA	24VDC Output	
41-9-350	9VDC 350mA	41-12-450	12VDC 450mA	48-15-400	15VDC 400mA	35-24-50	24VDC 50mA
41-9-400	9VDC 400mA	48-12-450	12VDC 450mA	48-15-450	15VDC 450mA	35-24-100	24VDC 100mA
41-9-450	9VDC 450mA	41-12-500	12VDC 500mA	48-15-500	15VDC 500mA	41-24-100	24VDC 100mA
41-9-500	9VDC 500mA	48-12-500	12VDC 500mA	48-15-550	15VDC 550mA	35-24-150	24VDC 150mA
48-9-500	9VDC 500mA	41-12-550	12VDC 550mA	48-15-600	15VDC 600mA	41-24-150	24VDC 150mA
41-9-550	9VDC 550mA	48-12-550	12VDC 550mA	48-15-650	15VDC 650mA	41-24-200	24VDC 200mA
48-9-550	9VDC 550mA	41-12-600	12VDC 600mA	48-15-700	15VDC 700mA	48-24-200	24VDC 200mA
41-9-600	9VDC 600mA	48-12-600	12VDC 600mA	48-15-750	15VDC 750mA	41-24-250	24VDC 250mA
48-9-600	9VDC 600mA	41-12-650	12VDC 650mA	48-15-800	15VDC 800mA	48-24-250	24VDC 250mA
41-9-650	9VDC 650mA	48-12-650	12VDC 650mA	16VDC Output		41-24-300	24VDC 300mA
48-9-650	9VDC 650mA	41-12-700	12VDC 700mA	35-16-50	16VDC 50mA	48-24-300	24VDC 300mA
48-9-700	9VDC 700mA	48-12-700	12VDC 700mA	35-16-100	16VDC 100mA	48-24-350	24VDC 350mA
48-9-750	9VDC 750mA	48-12-750	12VDC 750mA	35-16-150	16VDC 150mA	48-24-400	24VDC 400mA
48-9-800	9VDC 800mA	48-12-800	12VDC 800mA	18VDC Output		48-24-450	24VDC 450mA
48-9-850	9VDC 850mA	48-12-850	12VDC 850mA	35-18-50	18VDC 50mA	48-24-500	24VDC 500mA
48-9-900	9VDC 900mA	48-12-900	12VDC 900mA	35-18-100	18VDC 100mA	48-24-550	24VDC 550mA
48-9-950	9VDC 950mA	48-12-950	12VDC 950mA				



UL / CSA Adapter Case Sizes

Dimensions shown are in mm (inches)

	L	W	H
Series 35	56 (2.2)	44 (1.7)	36.5 (1.4)
Series 41	63 (2.5)	53 (2.1)	43 (1.7)
Series 48	81 (3.2)	56 (2.2)	49 (1.9)
Series 57	85 (3.3)	66 (2.6)	55 (2.2)



NOTE: Output cords on many of our models can egress either from the top or bottom of the enclosure. Please advise if you have specific requirements for this option. The above represent common case sizes...please advise if you have specific requirements for the case.

Output Plug Options

Plug Model ME 	Model Number	A	B	C	D
	ME 1	9.5	5.5	2.5	8-14
	ME 2	9.5	5.5	2.1	8-14
	ME 3	10.5	5.5	2.5	8-14
	ME 4	10.5	5.5	2.1	8-14
	ME 5	9.5	5.0	2.5	8-14
	ME 6	10.5	5.0	2.1	8-14
Plug Model JS 	Model Number	B	C	D	
	JS 1	5.5	2.1	10-15	
	JS 2	5.5	2.5	10-15	
	JS 3	5.0	2.1	10-15	
	JS 4	5.0	2.5	10-15	
Plug Model LB 	Model Number	B	D		
	LB 1	3.5	10-15		
	LB 2	2.3	10-15		
Plug Model KL 	Model Number	B	D		
	KL 1	3.5	10-15		
	KL 2	2.3	10-15		
Additional output plugs are available upon request.					



- TUV Product Service, Inc.
 - Approved Class II Adapters
- European Style Enclosures
- 6 foot output cord
- Production facilities ISO9002 Certified

TUV Approved — AC/DC Wall Mount Adapters

Model	Output	Model	Output	Model	Output	Model	Output
T35-3-200	3VDC 200mA	T41-6-800	6VDC 800mA	T35-9-250	9VDC 250mA	T35-12-120	12VDC 120mA
T35-3-300	3VDC 300mA	T48-6-1000	6VDC 1000mA	T41-9-250	9VDC 250mA	T35-12-150	12VDC 150mA
T35-3-400	3VDC 400mA	T48-6-1200	6VDC 1200mA	T35-9-300	9VDC 300mA	T35-12-200	12VDC 200mA
T41-3-1000	3VDC 1000mA	T57-6-1200	6VDC 1200mA	T41-9-300	9VDC 300mA	T41-12-200	12VDC 200mA
T41-4-1000	4VDC 1000mA	T57-6-1500	6VDC 1500mA	T41-9-400	9VDC 400mA	T41-12-250	12VDC 250mA
T41-4-1300	4VDC 1300mA	T35-7.5-250	7.5VDC 250mA	T41-9-500	9VDC 500mA	T41-12-300	12VDC 300mA
T48-4-1500	4VDC 1500mA	T41-7.5-250	7.5VDC 250mA	T41-9-600	9VDC 600mA	T41-12-400	12VDC 400mA
T35-4.5-500	4.5VDC 500mA	T35-7.5-300	7.5VDC 300mA	T41-9-650	9VDC 650mA	T41-12-500	12VDC 500mA
T41-4.5-600	4.5VDC 600mA	T41-7.5-300	7.5VDC 300mA	T48-9-700	9VDC 700mA	T48-12-800	12VDC 800mA
T41-4.5-800	4.5VDC 800mA	T41-7.5-500	7.5VDC 500mA	T48-9-800	9VDC 800mA	T57-12-800	12VDC 800mA
T35-6-50	6VDC 50mA	T41-7.5-700	7.5VDC 700mA	T48-9-900	9VDC 900mA	T48-12-900	12VDC 900mA
T35-6-100	6VDC 100mA	T48-7.5-900	7.5VDC 900mA	T48-9-1000	9VDC 1000mA	T57-12-900	12VDC 900mA
T35-6-150	6VDC 150mA	T48-7.5-1000	7.5VDC 1000mA	T57-9-1000	9VDC 1000mA	T48-12-1000	12VDC 1000mA
T35-6-200	6VDC 200mA	T48-7.5-1200	7.5VDC 1200mA	T48-9-1200	9VDC 1200mA	T57-12-1000	12VDC 1000mA
T35-6-250	6VDC 250mA	T57-7.5-1200	7.5VDC 1200mA	T57-9-1200	9VDC 1200mA	T48-13.5-850	13.5VDC 850mA
T35-6-300	6VDC 300mA	T57-7.5-1500	7.5VDC 1500mA	T48-10-550	10VDC 550mA	T41-14-350	14VDC 350mA
T35-6-350	6VDC 350mA	T35-9-50	9VDC 50mA	T48-10-700	10VDC 700mA	T57-15-800	15VDC 800mA
T41-6-400	6VDC 400mA	T35-9-100	9VDC 100mA	T48-10-850	10VDC 850mA	T35-18-150	18VDC 150mA
T41-6-500	6VDC 500mA	T35-9-150	9VDC 150mA	T35-12-50	12VDC 50mA	T48-24-550	24VDC 550mA
T41-6-600	6VDC 600mA	T35-9-200	9VDC 200mA	T35-12-100	12VDC 100mA		

TUV Approved — AC/AC Wall Mount Adapters

Model	Output	Model	Output	Model	Output	Model	Output
T35A-7-350	7VAC 350mA	T41A-9-750	9VAC 750mA	T41A-12-400	12VAC 400mA	T48A-16-700	16VAC 700mA
T35A-9-300	9VAC 300mA	T41A-9-780	9VAC 780mA	T41A-12-500	12VAC 500mA	T48A-16-800	16VAC 800mA
T41A-9-400	9VAC 400mA	T48A-9-900	9VAC 900mA	T41A-12-600	12VAC 600mA	T41A-20-200	20VAC 200mA
T41A-9-500	9VAC 500mA	T48A-9-1000	9VAC 1000mA	T48A-12-800	12VAC 800mA	T48A-24-400	24VAC 400mA
T41A-9-600	9VAC 600mA	T48A-9-1200	9VAC 1200mA	T48A-12-900	12VAC 900mA	T48A-24-500	24VAC 500mA
T41A-9-700	9VAC 700mA	T41A-12-300	12VAC 300mA	T48A-12-1000	12VAC 1000mA		

Additional Information on the International Adapters:

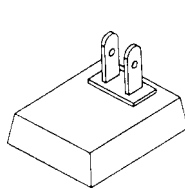
- International Adapters listed are TUV approved in either 220VAC, 230VAC, or 240VAC 50Hz input versions. Please add a suffix of “-2” for 220VAC, “-3” for 230VAC, and “-4” for 240VAC to the above adapter model numbers. For example, the designation for a 230VAC version of part number T41-9-500 would be T41-9-500-3, and our 240VAC version is T41-9-500-4.
- International adapters are available with either European, British, or Australian style cases (as standard units), with others available. Please see the following catalog page for output plug options, case sizes, and input plug configurations. In addition to TUV, we also have several adapters approved to CSA (Canada), T-Mark (Japan), SAA (Australia), SEMKO (Sweden), and BABT/BSI (U.K.)



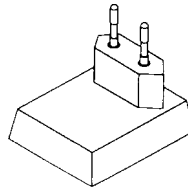
International — Adapter Input Blade Options

Dimensions shown are in mm (inches)
L=length, W=width, and H=height

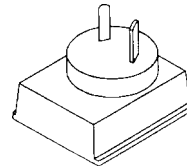
	L	W	H
Series T35	54.5 (2.1)	42.5 (1.7)	37 (1.5)
Series T41	60 (2.3)	50.5 (2.0)	41 (1.6)
Series T48	82 (3.2)	56 (2.2)	48 (1.9)
Series T57	85 (3.3)	65 (2.6)	54 (2.1)



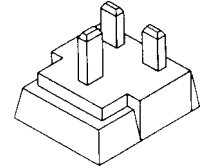
N. American Prongs (1)



European Turret (2)



Australian Blades (3)



English Prongs (4)

NOTE: The output cord on both the T35 and T41 series typically egress from the top of the enclosure while the T48 and T57 series egress from the bottom. Please advise if you have specific requirements for this option. The above case dimensions represent typical sizes, please advise on specific requirements as alternate case sizes are available.

International approvals available:

CSA (Canada) T-Mark (Japan) SAA (Australia) SEMKO (Sweden) TUV (Euro) BABT (British)



Country.....	Volt/Freq.....	Style	Country.....	Volt/Freq.....	Style	Country.....	Volt/Freq.....	Style
Argentina	220/50	2,4	Germany	230/50	2	Philippines	115/60	1,2
Australia	240/50	3	Greece	230/50	2	Poland	220/50	2
Austria	230/50	3	Guatemala	120/60	1	Puerto Rico	120/60	1
Bahamas	120/60	1	Hong Kong	200/50	4	Romania	220/50	2
Belgium	230/50	1	Hungary	220/50	2	Singapore	230/50	4
Brazil	110,220/60	2	India	230/50	2	South Africa	220-250/50	2
Cambodia	120,220/50	2	Indonesia	220/50	2	Spain	230/50	2
Canada	120/60	1	Ireland	220/50	2	Sweden	230/50	2
Chile	220/50	2	Italy	230/50	2	Switzerland	230/50	2
China	220/50	1,2,3	Japan	100/50,60	1	Taiwan	110/60	1
Columbia	110,220/60	2	Korea	220/60	1	Thailand	220/50	1
Costa Rica	120/60	1,4	Malaysia	240/50	2,4	U.K.	240/50	2,4
Denmark	230/50	2	Mexico	127/60	1	Uruguay	220/50	2,4
Egypt	220/50	2,4	Netherlands	230/50	2	U.S.A.	120/60	1
Finland	230/50	2	New Zealand	230/50	3	Russia	220/50	1,2
France	230/50	2	Norway	230/50	2	Venezuela	120/60	1,2

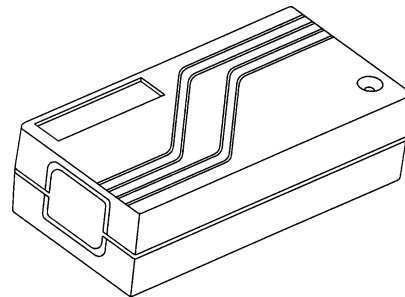


- Underwriters Laboratories, Inc.
 - Listed Component 1950
- Canadian Standards Association (CSA)
 - C22.2 No.223
 - C22.2 No.950
- TUV Product Service, Inc. (TUV)
 - EN60950
- (LWH): 141mm x 71mm x 39.5mm
- Refer to “Options” page for Output Plugs
- Production facilities ISO9002 Certified

Switching Power Supplies

Specifications:

- AC Input: 90-260VAC @ 47-63 Hz
- Humidity: 20% to 90%
- Operating Temperature: 0°C to 50°C
- Storage Temperature: -20°C to 85°C
- Switching Frequency: 100KHz
- Dielectric Strength: 3750 VAC primary to secondary
- Efficiency: 70% typical
- Temperature Coefficient: 0.05% / °C
- MTBF: 50K hours minimum
- Hold-up Time: 20msec
- Safety Approvals:



UL: 1950 CSA: C22.2 No.223 and No.950 TUV and CE: EN60950 and IEC950

- Case Dimensions (LxWxH): 141mm x 71mm x 39.5mm
- EMI: Meets FCC Class “B” and VDE 0871 Class “B” rules
- Input Connector: IEC320
- Output Cord and Connector: Per customer requirement



Output Specifications:

Model	Output Voltage	Load			Tol +/-	Ripple Noise	Regulation	
		Min	Rated	Peak			Line (+/-)	Load (+/-)
ENG-30WEAD	+5V	0.2A	4A	5A	5%	50mV	2%	5%
	+12V	0A	0.6A	1A	5%	100mV	2%	5%
	-12V	0A	0.2A	0.4A	5%	100mV	2%	5%
ENG-30WEAD-01	+5V	0.2A	3.6A	5A	5%	50mV	2%	5%
	+12V	0A	1A	2A	5%	100mV	2%	5%
ENG-30WEAD-02	+5V	0A	6A	7A	5%	50mV	2%	5%
ENG-30WEAD-03	+12V	0A	2.5A	3A	5%	100mV	2%	5%
ENG-30WEAD-04	+15V	0A	2A	2.5A	5%	150mV	2%	5%
ENG-30WEAD-05	+24V	0A	1.25A	2A	5%	200mV	2%	5%
ENG-30WEAD-06	+9V	0A	3.3A	4A	5%	100mV	2%	5%